













Mitsubishi Stator Size Configurations (mm)

Metro No.	A Stack Total Thick	B Exposed Thick	C Lip	D (ID)	E (OD)	F (Total OD)	Weight (g)	Note	Photo
27-83001S	28.00	22.00	-----	100.00	125.00	129.00	0.62		
27-83002S	28.00	20.50	-----	90.00	112.00	115.00	0.40		
27-83003S	28.50	20.50	-----	95.00	119.00	122.00	0.58		
27-83004S	29.00	20.50	-----	106.00	133.00	136.00	0.69		
27-83005S	29.00	20.50	-----	106.00	132.00	136.00	0.69	Same rack w/27-83004	
27-83006S	28.00	20.50	-----	113.00	140.00	143.00	0.79		

27-83007S	26.00	20.50	-----	90.00	111.00	115.00	0.45	Same rack w/27-83003	
27-83008S	29.00	20.50	-----	95.00	118.00	122.00	0.50	Same rack w/27-83003	
27-83009S	28.00	20.50	-----	100.00	125.00	129.00	0.62		
27-83010S	28.00	20.50	-----	90.00	111.00	115.00	0.40		
27-83012S	28.80	20.80		100.00	126.00	129.00			
27-83013S	29.00	20.80		106.00	133.00	136.00			

*** All the above racks alos can wound to High Output use.**

14 GAGE=0.064" (DIVIDE 1000)
15 GAGE=0.057"
15.5 GAGE=
16 GAGE=0.051"