















Drive Miscellaneous Parts

Metro#	Electrical Type	Parts	Size	Ref#	
54-82141	Denso	Idle Gear-Plastic Cage	22mmID x 35.85mmOD x 11.9mmL Used w/Plastic Cage and Roller Used w/Plastic Cage and Roller		
54-82155	Denso	Idle Gear			No Photo Available
54-82215	Denso	Idle Gear	Waffle type use 14 Teeth 21mm OD, 9.44mm ID 14mm T		
54-82155	Denso	Idle Gear			No Photo Available
54-82551	Denso	Idle Gear-Plastic Cage	49.5mmODx17.3mmL 31 Teeth for 2.5kw, 4.5kw Used w/Plastic Cage and Roller		
54-82301	Denso	Idle Gear-Plastic Cage	50.5mmODx17.3mmL 31 Teeth for 3.0kw, 5.5kw Used w/Plastic Cage and Roller		
54-82007G	Denso	Clutch Gear	Used on most 1.2kw, 1.4kw, 1.6kw, 1.8kw, 2.0kw silver type		
76-82104	Denso	Roller-Clutch	7.7mmODx13mmL Used on most Denso starter	54-82500	
54-82005	Denso	Roller-Clutch	7.4mmODx13mmL Also can use 54-82005A	54-82503	
54-82005A	Denso	Roller-Clutch	7.4mmODx12.8mmL Also can use 54-82005	54-82503	
54-82852	Denso	Spring-Drive Shaft	19.4mmODx92mmLx1.3mmWire Dia.	54-82600	
54-82002	Denso	Spring-Clutch Roller	6.3mmx12mmx14.5mmLx0.7mmWire Dia.	54-82602	
54-82001	Denso	Spring-Drive Shaft	16.2mmODx61mmLx1.2mmWire Dia.	54-82603	
76-82111	Denso	Spring-Pinion Gear	16.5mmODx11mmLx1.5mmWire Dia. Used with 76-82112	54-82604	
54-82853	Denso	Spring-Pinion Gear	15mmODx17.3mmLx1.8mmWire Dia.	54-82606	
54-82851	Denso	Spring-Clutch Roller	5.3mmx12mmx15mmLx0.75Wire Dia.	54-82607	

54-82189	Denso	Spring-Clutch Roller	12.5mm L	54-82601	
76-82112	Denso	Retainer-Pinion Spring	Used on 18 Spline Drive Shaft Used with 76-82111	54-82800	
62-82002	Denso	Bushing-Starter Drive	22.7mmIDx28.5mmODx5.8mmL	62-82800	
62-82001	Denso	Bushing-Starter Drive	23.2mmIDx28.5mmODx4mmL	62-82801	
76-82109	Denso	Retainer Ring-Pinion	12mmIDx15mmODx1.6Thick Also used on Hitachi DD, OSGR, PMGR starters	76-82806	
76-82110	Denso	Stop Collar-Pinion	12.9mmIDx17.8mmOD	76-82807	
54-82179	Denso	Armature Gear	12T, 9mmIDx18.9mmODx13.9mmT		
54-82552	Denso	Armature Gear	13T, 9mmIDx24.5mmODx18mmT		
54-81001	Hitachi	Roller	7mmODx12.7mmL	54-81501	
54-81801	Hitachi	Spring-Clutch	5mmx12.5mm12.7mmLx0.76mmWire Dia. Also used on Mitsuba starter	54-81600	
54-82183	Mitsuba	Retainer Ring-Clutch	Used on SM302 OSGR & SM402- PMOSGR starters		
54-82182	Mitsuba	Retainer-Drive	Used on SM302 OSGR & SM402- PMOSGR starters	54-85800	
62-85101	Mitsuba	Bushing-Starter Drive	22.7mmIDx27mmODx6mmL	62-85900	
62-85102	Mitsuba	Bushing-Starter Drive	23mmIDx27mmODx6mmL	62-85901	
54-83022	Mitsubishi	Cover-Drive	43.8mmIDx45.4mmODx17.8mmH		
54-83023	Mitsubishi	Cover-Drive	46mmIDx48mmODx19.5mmH		
76-82200	Mitsubishi	Cap-Starter Drive	17.5mmOD Used on Metro Drive#54-83018	76-83812	