









Delco Pole Shoe & Magnet

Metro#	Description	Size	Elec. Type	Photo
58-1005	Pole Shoe – 20MT, 22MT, 25MT, 27MT 1887021 Delco DD Series	99mm L 30mm W	Delco	
58-1007	Pole Shoe – 35MT, 40MT, 42MT, 1934477, 1934478 Delco DD Series	108mm L 33mm W	Delco	
58-1008	Pole Shoe - 37MT, 41MT 1985319; Delco DDSeries	86mm L 33mm W	Delco	
58-1009	Pole Shoe - 50MT 1869747 Delco DD Series	129mm L 25mm W	Delco	






Ford Pole Shoe & Magnet

Metro#	Description	Size	Elec. Type	Photo
58-25000	MAGNET - (FORD) PMGR NORTH, 3 PCS REQUIRED	45mm L 22mm W 8mm T	Ford	
58-25001	MAGNET - (FORD) PMGR SOUTH, 3 PCS REQUIRED	45mm L 22mm W 8mm T	Ford	

Denso Pole Shoe & Magnet

Metro#	Description	Size	Elec. Type	Photo
58-82201	Pole Shoe - 2.0KW	60.5mm L 33.2mm W 12mm T	Denso	
58-82301	Pole Shoe - 3.0KW		Denso	No Photo Available
58-82501	Pole Shoe - 2.5KW	59.2mm L 39.5mmW 12mm T	Denso	

Mitsubishi Pole Shoe & Magnet

Metro#	Description	Size	Elec. Type	Photo
58-83045	MAGNET SET - PMGR; 3-NORTH, 3-SOUTH	45mm L	Mitsubishi	
58-83045N	MAGNET - PMGR, NORTH	45mm L	Mitsubishi	
58-83045S	MAGNET - PMGR. SOUTH	45mm L	Mitsubishi	No Photo Available
58-83066	MAGNET SET - PMGR, 3-NORTH, 3-SOUTH	66mm L	Mitsubishi	
58-83066N	MAGNET - PMGR, NORTH	66mm L	Mitsubishi	
58-83066S	MAGNET - PMGR, SOUTH	66mm L	Mitsubishi	
58-17037	Pole Shoe - (MIT) 17037 USE(1994-85) Ford 6.9L, 7.3L (Diesel) Mitsubishi M3T90071, M3T90072	53mm L 19mm W	Mitsubishi	