


















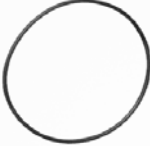





O Ring List

Metro#	ID (mm) (inch)	OD (mm)	Width (mm)	Electric Type	Note	Photo
71-82128	4.00	7.50	1.80	Denso	Denso Brush Holder use Used w/84-82116	
71-15010	4.70	8.00	1.70	Delco	Delco 37,41,42MT CE Frame Screw	
71-82507	5.20	9.10		Denso	Denso-2.5kw, 3.0kw ,4.5kw	
71-82129	6.00	9.60	1.80	Denso	ND Used w/ D.E. housing screws, thru bolts & solenoid terminals. Used in 66-8233 Solenoid.	
71-15004	6.00	10.00	1.80	Delco	Delco Heavy Duty Shift Lever Pin Delco 28MT DE Housing Delco PG200,250; SD210,260- Contact Post	
71-82141	7.60	11.20	1.80	Denso	ND Battery & Motor Terminal use 1.0, 1.2, 1.4, 1.6, 1.8, 2.0kw	
71-15011	8.00	11.00	1.80	Delco Mitsuba Mitsubishi	Delco 30,35MT Thru Bolt ; Lucas DD; Mitsuba OSGR Stationary Contact: Mitsubishi OSGR Starters (F. Coil Terminal Post)	
71-15001	8.00	11.00	1.80	Delco Mitsubishi	Delco-30,35MT Lucas- Contact Post Mitsubishi- Field Coil Terminal Post	
71-82143	8.00	11.85	2.00			
71-15000	9.20	12.60	1.80	Delco Denso	Delco-30,35,37,40,41,42,50MT Shift Lever Shaft Nippondenso- Contact Post	
71-82501	9.80	13.80	1.90	Denso	2.5kw-5.5kw ND Battery, Motor Terminal	
71-15005	15.50	20.70	2.60	Delco	Delco 42MT Theomostat	
71-82139	17.20	19.70	1.20	Denso	1.0kw-2.0kw use ND Battery Terminal	
71-82132	42.50	47.70	2.60	Denso	ND DE Housing use	
71-82166	44.46	50.20	3.00	Mitsuba	Mitsuba DE Housing 44.46mmIDx50.2mmODx3mmT	
71-82167	46.20	50.20	2.00	Mitsuba	Mitsuba OSGR use 46.2mmIDx50.2mmODx2mmT	

71-82506	48.00	53.00	2.50	Denso	ND-2.5,3.0,4.5kw DE Housing	
71-15006	56.70	63.70	3.50	Delco	Delco 37,41,42MT Lever HSG to Solenoid	
71-82106H	69.00	73.00	1.80	Denso	Denso 1.0kW, 1.2kW, 1.4kW, 1.6kW, 2.0kW OSGR Starters. Used in Starters w/ Cast Aluminum C.E. Frame	
71-82103H	69.50	73.50	2.00	Denso	Field Case Used in Early Type starters w/ internal Thru Bolts 16236, 16248, 16249, 16251, 16578, 16585, 16586, 16600, 16672, 16674, 16696, 16739, 16758, 16759, 16760, 17100, 17169	
71-82121	71.30	74.30	1.50			
71-841000	84.00	85.60	2.10	Delco	Delco 28MT CS Frame	
71-82505	95.00	99.00	2.00	Denso	ND 3.0kw, 5.5kw Field Case use	
71-15003	105.00	112.00	3.50	Delco Denso	Delco-30,35,37,40,41,42MT Lever Housing & CE Frame Denso-4.0,5.0,7.5kw DD Field Case	