



Metro Auto Industrial, Inc.

2128 Pomona Blvd., Pomona, CA 91768, USA
 Tel: 1-800-263-8761 Fax: 1-800-799-0838
 www.metroautoinc.com

FIRST-CLASS MAIL
 US POSTAGE PAID
 INDUSTRY, CA
 PERMIT 4462

* Return Service Requested *

2011 November Sepcial Sale

* for Electrical Rebuilder Only *



Happy Thanksgiving

* Metro Auto will be closed on:
 11/23 12:30pm (Wed.) ~ 11/25 (Fri.) for Thanksgiving

DE & SRE Frame for Delco, Hitachi, Mitsubishi

New Item - DE & SRE Frame for Denso Alternator

Ref# 21-185  21-1085 DE Frame Delco AD244 wo/Bearing	Ref#  21-81007 DE Frame Hitachi 80Amp 13329, 13640	Ref#  21-82081 DE Frame Denso 100Amp 13959 note: SRE use 22-82081	Ref#  22-82074 SRE Frame Denso 80Amp 13674, 13677, 13743
Ref# 22-164  22-1064 SRE Frame Delco AD244 8237, 8492	Ref#  21-81029 DE Frame Hitachi 110Amp 13612, 13639, 13657	Ref#  21-82085 DE Frame Denso 130Amp 13983 note: SRE use 22-82085	Ref#  22-82079 SRE Frame Denso 136Amp 13766, 13824, 13842
Ref#  22-83039 SRE Frame Mitsubishi 90Amp A3T08491 13446	Ref#  21-81031 DE Frame Hitachi 110Amp 13939 note: SRE use 22-81037	Ref#  21-82086 DE Frame Denso 130Amp 13984 note: SRE use 22-82086	Ref#  22-82081 SRE Frame Denso 100Amp 13959 note: DE use 21-82081
Ref#  22-83048 SRE Frame Mitsubishi 90Amp A2TA2191 13638 10mm Mtg. Hole	Ref#  22-81036 SRE Frame Hitachi 80Amp 10mm Hole 13640	Ref#  21-82091 DE Frame Denso 50Amp 12357, 12476 note: SRE use 22-82091	Ref#  22-82086 SRE Frame Denso 130Amp 13984 note: DE use 21-82086
Ref#  22-83052 SRE Frame Mitsubishi 80Amp 13445	Ref#  22-81037 SRE Frame Hitachi 110Amp 13939 Note: DE use 21-81031	Ref#  21-82092 DE Frame Denso 117Amp 13809, 13876 note: for 13876 SRE use 22-82092	Ref#  22-82092 SRE Frame Denso 117Amp 13876 note: DE use 21-82092

* Manufacturers and supplier's names and their part numbers are for information purposes only.

** All sweep sale items are sale to last, no back order accepted.





























Rectifier, Regulator, Insulator, Brush Holder Assy. and Brush

Ref# INR402P  31-82012 Rectifier Denso 70-110Amp 103mm OD M6x1.0 B+ w/Ground Hole	Ref# F601  35-2013 Regulator/Brush Holder Assy. Ford 6G 12V A-Circuit	Ref# 38-8305  38-83001 Brush Mitsubishi 5mm T x 8mm W x 23.5mm L x 69mm LL	Ref# 39-8206  39-82008 Brush Holder Assy Denso 120-136Amp Hair-Pin type use 021620-3020
Ref# INR733  31-82014 Rectifier Denso 100-120Amp 113mm OD M8x1.25 B+	Ref# F603  35-2014 Regulator/Brush Holder Assy. Ford 6G 12V A-Circuit	Ref# 38-8307  38-83002 Brush Mitsubishi 5mm T x 8mm W x 23mm L x 30mm LL	Ref#  39-82009 Brush Holder Assy Denso 130Amp Poong-Sung Korea 11191
Ref# INR736  31-82015 Rectifier Denso 100Amp 113mm OD M8x1.25 B+ 13387	Ref# 38-119  38-1019 Brush Delco CS130D 4.5mm T x 8mm W x 22mm L x 36mm LL used w/38-1020	Ref# 38-9100  38-91001 Brush Bosch 5mm T x 8mm W x 18mm L x 51mm LL Insulated lead	Ref# 39-8300  39-83001 Brush Holder Assy Mitsubishi 13575, 13577, 13580
Ref#  31-82016 Rectifier Denso 100Amp 113.6mm OD M8x1.25 B+ 13410, 13547, 13791	Ref# 38-120  38-1020 Brush Delco CS130D 4.5mm T x 8mm W x 22mm L x 36mm LL used w/38-1019	Ref# 39-109  39-1009 Brush Holder Assy Delco CS130D	Ref# 42-81306  42-81005 Insulator - B+ Hitachi 6mm x 10mm hole 13275
Ref# INR722P  31-82017-1 Rectifier Denso 80-90Amp 103mm OD M8x1.25 B+ 12193, 13545, 13960 etc.	Ref# 38-216  38-2016 Brush Ford 3G 4mm T x 7.5mm W x 18mm L x 62mm LL used in 2nd design Brush Holder Assy.	Ref# 39-113  39-1013 Brush Holder Assy Delco 24SI HP, 28SI, DR44G	Ref# 42-81300  42-81006 Insulator - B+ Hitachi 13261
Ref# INR718P  31-82021 Rectifier Denso 35Amp 83mm OD M6x1.0 B+ 12187	Ref# 38-8109  38-81001 Brush Hitachi 5mm T x 8mm W x 26mm L x 70mm LL	Ref# 39-207  39-2007 Brush Holder Assy Ford 3G late type	Ref#  42-81012 Insulator - B+ Hitachi 6mm ID/14.5mmOAL 13250, 13273, 13327, 14241, 14242
Ref# INR721  31-82035-1 Rectifier Denso 30Amp 83mm OD M6x1.0 B+ 12190	Ref# 38-8201  38-82001 Brush Denso 80amp 5mm T x 7mm W x 15mm L x 48mm LL	Ref# 39-8116  39-81002 Brush Holder Assy Hitachi 12V 13636, 13637, 13638, 13640, 13643, 13644, 13724, 13728	Ref# 42-81312  42-81014H Insulator - B+ Hitachi 8.5mmID 11.5mm OAL 13637, 638, 643, 724, 728, 789, 900

* Manufacturers and supplier's names and their part numbers are for information purposes only.

** All sweep sale items are sale to last, no back order accepted.

for more information please call 1-800-263-8761 or visit www.metroautoinc.com

Hex Nut		Flange Nut		Split Lock Washer		Split Lock / Wave Washer	
3/8-16 Ref# 	85-82505 Hex Nut Denso 2.5kw 3/8-16 UNC x 12mmTH Brass	M4 Ref# 85-2200 	85-82004-1 Flange Nut Serrated M4x0.7 4.4mmTH Yellow Zinc plated	11/16" ID Ref# 84-4606 	84-46006 Split Lock Washer 11/16 mmID 1-1/8 mmOD .116 TH Delco Pulley	15mm ID Ref# 	85-82015 Split Lock Washer 15mmID 26mmOD 4mmTH
M6 Ref# 	85-82106 Hex Nut M6x1.0x5mmTH 10mm Drive	M5 Ref# 85-2300 	85-82003 Flange Nut Serrated M5x0.8x4.9mmTH for M5 Rectifier Terminal	4mm ID Ref# 	85-82111 Split Lock Washer 4.3mmID 7.5mmOD 1.25mmTH	16mm ID Ref# 	85-82006 Split Lock Washer 16.4mmID 26mmOD 3mmTH Hitachi Pulley
M8 Ref# 	85-82102 Hex Nut M8x1.25 4mmTH 2-side chamfer	M6 Ref# 	85-82002 Flange Nut Serrated M6x1.0x5.8mmTH for DE/SRE hold down Bolt, B+ terminal	5mm ID Ref# 	85-82112 Split Lock Washer 5.3mmID 8.8mmOD 1.3mmTH	17mm ID Ref# 	85-82017 Split Lock Washer 17 mmID 29 mmOD 5 TH
M8 Ref# 	85-82101 Hex Nut M8x1.25 6.4mmTH for solenoid terminal	M6 Ref# 85-2310 	85-82010 Flange Nut Unserrated M6x1.0x6.2mmTH	8mm ID Ref# 84-4402 	85-82110 Split Lock Washer 8mmID 14mmOD 1.6mmTH	3/4" ID Ref# 84-4712 	84-47012 Flat Washer 3/4 mmID 1-7/16 mmOD .010 TH Ford PMGR
M10 Ref# 85-2505 	85-82501 Hex Nut M10x1.5 6mmTH	M8 Ref# 	85-82012 Flange Nut Serrated M8x1.25 7.8mmTH	10mm ID Ref# 85-4500 	85-82503 Split Lock Washer 10mmID 17.5mmOD 2.2mmTH	8.5mm ID Ref# 85-4402 	85-82119 Wave Washer 8.5mmID 16mmOD .85mmTH
M10 Ref# 85-2500 	85-82114 Hex Nut M10x1.5 8mmTH Delco 28MT, 37MT; Denso DD Starter; Nikko; Bosch DD	M14 Ref# 	85-82001 Flange Nut - Pulley Serrated M14x1.5 12mmTH for 15mm shaft	12mm ID Ref# 	85-82018 Split Lock Washer 12mmID 21mmOD 3.25mmTH	10mm ID Ref# 85-4503 	85-82502 Conical Washer 10mmID 20mmOD 1mmTH
M12 Ref# 	85-82020 Hex Nut M12x1.75 7mmTH	M16 Ref# 	85-82013 Flange Nut Serrated M16x1.5 10.8mmTH	14mm ID Ref# 	85-82120 Split Lock Washer 14mmID 24.5mmOD 3.5mmTH Mitsubishi 13196	12mm ID Ref# 	85-82508 Conical Washer 12.3mmID 22mmOD 1mmTH





























* Manufacturers and supplier's names and their part numbers are for information purposes only.

** All sweep sale items are sale to last, no back order accepted.

for more information please call 1-800-263-8761 or visit www.metroautoinc.com

100% New Nippondenso Alternator

100% New Starter

ND 45Amp Ref# 12080  120801 12V CW 1-GV 100% New 100211-166 12080 T-Plug regulator Toyota Lift Truck	ND 55Amp Ref# 12470  124701 12V CW 1-GV 100% New 101211-2770 12470	BO 1.4kw Ref# 17508  175081 Bosch PMGR 100% New 12V CW 9-T 0-001-108-107 17508	ND 2.0kw  16608N-ND-1 ND OSGR 100% New to replace 16608 Lucas unit for Ford 5000 tractor
ND 40Amp Ref# 12198  121981 12V CW 1-GV 100% New 101211-464 12651 used on Kubota	ND 60Amp Ref# 14643  146431 12V CW 7-GV 100% New 100211-109 100211-206 100211-311 14643	HIT 1.4kw Ref# 17779  177791 Hitachi PMGR 100% New 12V CCW 11-T S114-801D 17779	ND 1.6kw Ref# 16890  168901 ND OSGR 100% New 12V CW 9-T 128000-7470 16890
ND 40Amp Ref# 12202  122021 12V CW 1-GV 100% New 101211-4730 12202	ND 60Amp Ref# 12651  12651N 12V CW 1-GV 100mm Stator OD 100% New 101211-8810 12651	MIT 1.6kw Ref# 17726  177261 Mitsubishi PMGR 100% New 12V CW 10-T M1T84181 17726	ND 1.4kw Ref# 16831  168311 ND OSGR 100% New 12V CW 9-T 128000-973 128000-974 16831
ND 40Amp Ref# 12356  123561 12V CW 1-GV 100% New 101211-1170 12356	ND 60Amp Ref# 14683  146831 12V CW 5-GV 100% New 100211-104 100211-207 100211-309 100211-318 14683	MIT 1.7kw Ref# 17194  171941 Mitsubishi PMGR 100% New 12V CW 8-T M1T74583 17194	ND 1.4kw Ref# 17084  170841 ND OSGR 100% New 12V CW 10-T 128000-496 17084
ND 50Amp Ref# 13316  133161 12V CW 3-GV 61.2mm Pulley OD 100% New 101211-8810 13316	ND 60Amp Ref# 12771  127711 12V CW 1-GV 100% New 101211-2941 12771	MIT 1.7kw Ref# 17869  17869N Mitsubishi PMGR 100% New 12V CW 9-T M0T20371 M0T20371ZC 17869	ND 1.4kw Ref# 17466  174661 ND OSGR 100% New 12V CW 10-T 128000-781 17466
ND 50Amp Ref# 14733  147331 12V CW 4-GV 100% New 100211-143 100211-413 100211-426 14733	ND 70Amp Ref# 14668  146681 12V CW 1-GV 100% New 100211-7570 100211-7571 14668	ND 1.0kw Ref# 16737  167371 ND OSGR 100% New 12V CW 9-T 128000-1240 16737	ND 1.4kw Ref# 17622  17622N ND OSGR 100% New 12V CW 10-T 128000-6870 17622
ND 55Amp Ref# 12534  125341 12V CW 1-GV 100% New 101211-8770 101211-8771 12534	ND 120Amp Ref# 13309  133091 12V CW 4-GV 100% New 121000-4050 13309	ND 1.0kw Ref# 17420  174201 ND OSGR 100% New 12V CW 9-T 128000-5581 17420	ND 1.4kw Ref# 17668  176681 ND OSGR 100% New 12V CW 9-T 228000-257 228000-374 17668

* Manufacturers and supplier's names and their part numbers are for information purposes only.

** All sweep sale items are sale to last, no back order accepted.

 for more information please call 1-800-263-8761 or visit www.metroautoinc.com